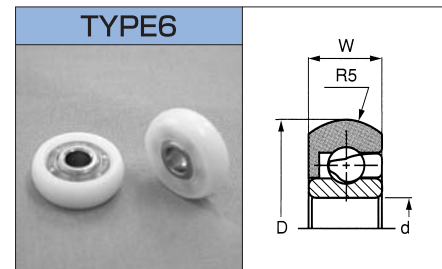
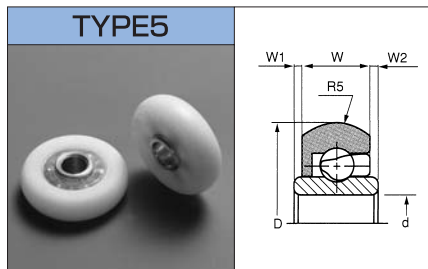
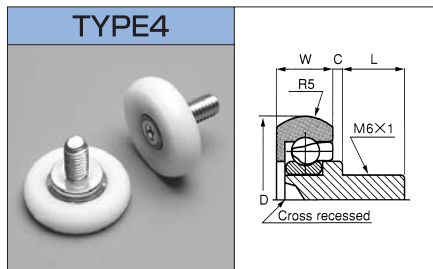
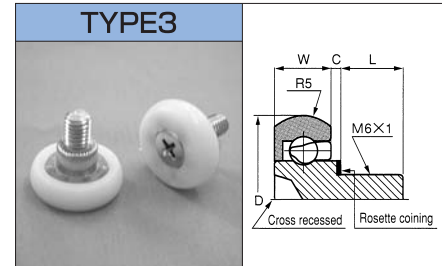

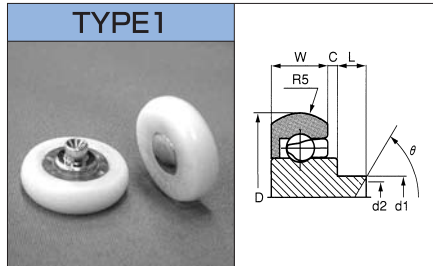


# D-SERIES BEARINGS

# DO

# DO



Code	Part No.	D <sub>-0.2</sub> [mm]	d <sup>+0.1</sup> [mm]	d1 <sub>-0.1</sub> [mm]	W <sub>-0.2</sub> [mm]	C <sup>±0.4</sup> [mm]	L <sup>±0.2</sup> [mm]	(d2 × θ) <sup>*1</sup>	W1 <sup>*1</sup> [mm]	W2 <sup>*1</sup> [mm]	Load <sup>*2</sup> [N] (kgf)	Type	Q'ty [pcs/box]	Gross Weight [kg/box]
070010	DO-19-A0.5	19	—	5	6	0.5	3.5	φ4 × 120°	—	—	29.4 (3)	1	2,000	10.8
070020	DO-22-A1	22	—	5	7	1	3.5	φ4.4 × 90°	—	—	78.4 (8)	1	1,000	8.9
070021	DO-22-A3	22	—	5	7	3	3.5	φ4 × 90°	—	—	78.4 (8)	1	1,000	9.3
070030	DO-24-A1	24	—	5	7	1	3.5	φ4.4 × 90°	—	—	78.4 (8)	1	1,000	9.8
070040	DO-26-A1	26	—	5	7	1	3.5	φ4.4 × 90°	—	—	78.4 (8)	1	1,000	10.3
071010	DO-19-B0.5	19	—	—	6	0.5	8 <sup>±0.5</sup>	—	—	—	49 (5)	2	2,000	12.5
071012	DO-19-B0.5-4.5	19	—	—	6	0.5	4.5 <sup>±0.5</sup>	—	—	—	49 (5)	2	2,000	10.3
071020	DO-22-B0.5	22	—	—	7	0.5	8 <sup>±0.5</sup>	—	—	—	196 (20)	2	1,000	9.3
071026	DO-22-B3-10.5	22	—	—	7	3	10.5 <sup>±0.5</sup>	—	—	—	196 (20)	2	1,000	10.4
071030	DO-24-B0.5	24	—	—	7	0.5	8 <sup>±0.5</sup>	—	—	—	196 (20)	2	1,000	10.3
071040	DO-26-B0.5	26	—	—	7	0.5	8 <sup>±0.5</sup>	—	—	—	196 (20)	2	1,000	10.7
071050	DO-28-B0.5	28	—	—	7	0.5	8 <sup>±0.5</sup>	—	—	—	196 (20)	2	500	6.3
071023	DO-22-B5	22	—	—	7	5	8 <sup>±0.5</sup>	—	—	—	196 (20)	3	1,000	11.2
071031	DO-24-B2	24	—	—	7	2	8 <sup>±0.5</sup>	—	—	—	196 (20)	3	1,000	10.8
071032	DO-24-B3	24	—	—	7	3	8 <sup>±0.5</sup>	—	—	—	196 (20)	3	1,000	11.8
071034	DO-24-B4	24	—	—	7	4	8 <sup>±0.5</sup>	—	—	—	196 (20)	3	1,000	11.6
071060	DO-30-B3	30	—	—	7	3	8 <sup>±0.5</sup>	—	—	—	196 (20)	3	500	6.4
071035	DO-24-BH0.5	24	—	—	7	0.5	8 <sup>±0.5</sup>	—	—	—	196 (20)	4	1,000	8.8
071045	DO-26-BH2-11	26	—	—	7	2	11 <sup>±0.5</sup>	—	—	—	196 (20)	4	800	10.1
072031	DO-24-H6W1	24	6	—	7	—	—	—	1	1	196 (20)	5	1,000	7.8
072043	DO-26-H6W1	26	6	—	7	—	—	—	1	1	196 (20)	5	1,000	8.5
072072	DO-35-H6W1	35	6	—	7	—	—	—	1	1	196 (20)	5	500	5.1
072080	DO-40-H6W0.5	40	6	—	8 <sub>-0.3</sub>	—	—	—	0.5	0.5	196 (20)	5	400	4.5
072000	DO-18-H5	18	5	—	6	—	—	—	—	—	49 (5)	6	2,500	8.1
072010	DO-19-H5	19	5	—	6	—	—	—	—	—	49 (5)	6	2,500	9.8
072020	DO-22-H6	22	6	—	7	—	—	—	—	—	196 (20)	6	1,500	8.9
072030	DO-24-H6	24	6	—	7	—	—	—	—	—	196 (20)	6	1,000	7.3
072040	DO-26-H6	26	6	—	7	—	—	—	—	—	196 (20)	6	1,000	8.0
072050	DO-28-H6	28	6	—	7	—	—	—	—	—	196 (20)	6	800	8.7
072060	DO-29-H6	29	6	—	7 <sub>-0.1</sub>	—	—	—	—	—	196 (20)	6	500	4.0

\*1 Reference Dimension

\*2 Allowable Load at 300min -1 (300r.p.m.)

Size limits can be modified for practical applications. Please contact our sales/engineering departments for further information and assistance.

## TOK BEARING CO.,LTD.

HEAD OFFICE, TOKYO, JAPAN – TEL : 81-3-3969-1534 FAX : 81-3-3969-9354  
EMAIL : overseas@tok-bearing.co.jp

Product specification are subject to change without prior notice.

**Before assembly or use of any bearing, please read "Caution for Use"**