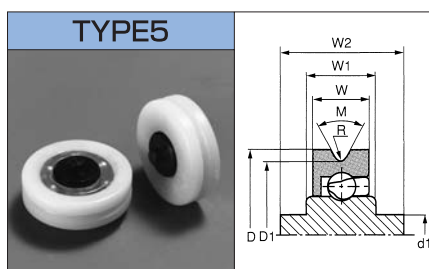
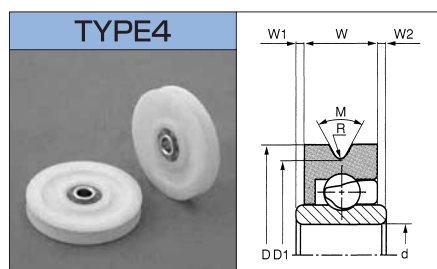
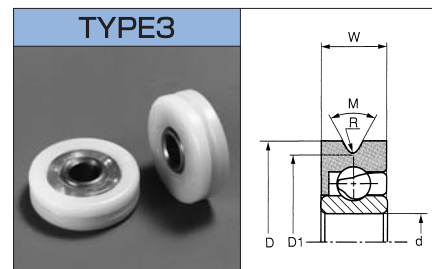
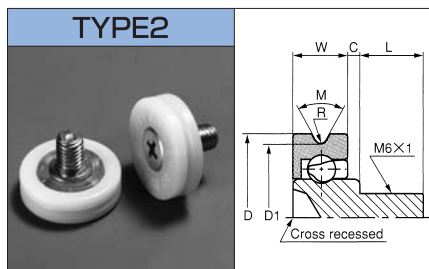
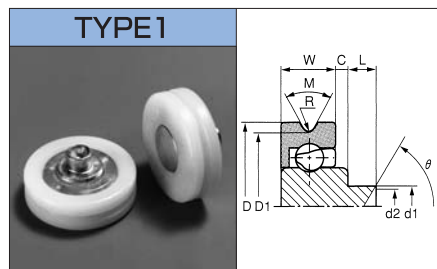


# D-SERIES BEARINGS

# DV

## DV



Code	Part No.	D <sup>±0.2</sup> [mm]	D1 <sup>±0.2</sup> [mm]	d <sup>+0.1</sup> <sub>0</sub> [mm]	d1 <sup>0</sup> <sub>-0.1</sub> [mm]	W <sup>-0.2</sup> [mm]	C <sup>±0.4</sup> [mm]	L <sup>±0.2</sup> [mm]	(d2 × θ) <sup>*1</sup>	W1 <sup>*1</sup> [mm]	W2 <sup>*1</sup> [mm]	M°	R	Type	Q'ty [pcs/box]	Gross Weight [kg/box]
090000	DV-19-A0.5	19	17	—	5	6	0.5	3.5	φ4 × 120°	—	—	60	0.6	1	2,000	11.0
090100	DV-22-A1	22	19	—	5	7	1	3.5	φ4.4 × 90°	—	—	60	0.6	1	1,000	9.2
090200	DV-24-A1	24	21	—	5	7	1	3.5	φ4.4 × 90°	—	—	60	0.6	1	1,000	9.8
090300	DV-26-A1	26	23	—	5	7	1	3.5	φ4.4 × 90°	—	—	60	0.6	1	1,000	10.6
090400	DV-28-A1	28	24	—	5	7	1	3.5	φ4.4 × 90°	—	—	(58)	0.6	1	500	5.3
090500	DV-30-A1	30	27	—	5	7	1	3.5	φ4.4 × 90°	—	—	60	0.6	1	500	6.5
090600	DV-38-A0.5	38	35	—	5	8 <sup>±0.2</sup>	0.5	3.5	φ4.4 × 90°	—	—	60	0.6	1	500	7.5
091000	DV-19-B0.5	19	17	—	—	6	0.5	8 <sup>±0.5</sup>	—	—	—	60	0.6	2	2,000	12.6
091100	DV-22-B0.5	22	19	—	—	7	0.5	8 <sup>±0.5</sup>	—	—	—	60	0.6	2	1,000	10.0
091200	DV-24-B0.5	24	21	—	—	7	0.5	8 <sup>±0.5</sup>	—	—	—	60	0.6	2	1,000	10.6
091201	DV-24-B3	24	21	—	—	7	3	8 <sup>±0.5</sup>	—	—	—	60	0.6	2	1,000	10.7
091300	DV-26-B0.5	26	23	—	—	7	0.5	8 <sup>±0.5</sup>	—	—	—	60	0.6	2	1,000	11.2
091500	DV-30-B0.5-0.5R	30	28	—	—	7	0.5	8 <sup>±0.5</sup>	—	—	—	90	0.5	2	500	8.0
091501	DV-32.5-B1.5-2R	32.5	20.5	—	—	9.5 <sup>±0.2</sup>	1.5	8 <sup>±0.5</sup>	—	—	—	15	2	2	400	6.6
091600	DV-38-B0.5	38	35	—	—	8 <sup>±0.2</sup>	0.5	8 <sup>±0.5</sup>	—	—	—	60	0.6	2	250	5.8
092001	DV-19-H5	19	17	5	—	6	—	—	—	—	—	60	0.6	3	2,500	10.0
092100	DV-22-H6-M	22	19	6	—	7	—	—	—	—	—	60	0.6	3	1,500	9.7
092200	DV-24-H6	24	21	6	—	7	—	—	—	—	—	60	0.6	3	1,000	7.4
092201	DV-24-H8	24	20 <sup>±1</sup>	8	—	7	—	—	—	—	—	30	0.6	3	1,000	5.6
092300	DV-26-H6	26	23	6	—	7	—	—	—	—	—	60	0.6	3	1,000	8.0
092500	DV-30-H6	30	27	6	—	7	—	—	—	—	—	60	0.6	3	500	6.8
092700	DV-48-H6W0.4-1.6R	48.3	35	6	—	8.2 <sup>±0.2</sup>	—	—	—	0.4	0.4	30	1.6	4	250	4.1
090102	DV-22-AW0.5-B	22 <sup>0</sup> <sub>-0.1</sub>	19 <sup>±0.1</sup>	—	3	7	—	—	—	8	12	60	0.65	5	1,000	8.9

**\*1 Reference Dimension**

Size limits can be modified for practical applications. Please contact our sales/engineering departments for further information and assistance. These products are made to order.

**TOK BEARING CO.,LTD.**

HEAD OFFICE, TOKYO, JAPAN – TEL : 81-3-3969-1534 FAX : 81-3-3969-9354  
EMAIL : overseas@tok-bearing.co.jp

Product specification are subject to change without prior notice.

**Before assembly or use of any bearing, please read "Caution for Use"**